



### LED Lichtpanel und Licht-Panel Pendelversion

#### LED Licht Panel Pendelversion



**BLS-LP101**



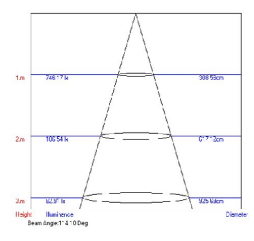
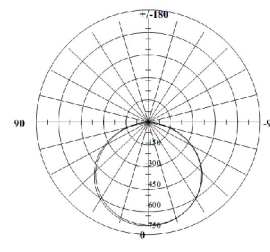
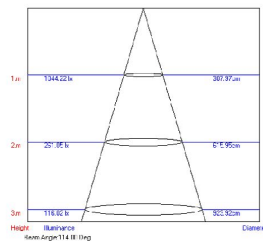
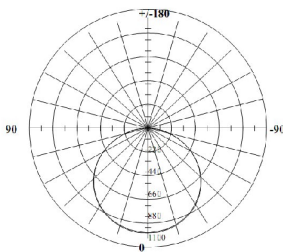
#### LED Lichtpanel



**BLS-LP103**



**BLS-LP106**



BESCHREIBUNG						
Model-Nr.	BLS-LP101	BLS-LP102	BLS-LP103	BLS-LP104	BLS-LP105	BLS-LP106
LED Typ	SMD 3528	SMD 3528	SMD 3528	SMD 3528	SMD 3528	SMD 3528
LED Menge	672	672	336	1008	672	168
LT Beam angle	120°	120°	120°	120°	120°	120°
Minimum Lm	3100	3100	1100	5200	2300	650
Spannung V	90-260V	90-260V	90-260V	90-260V	90-260V	90-260V
LED Watt	40W	40W	20W	60W	40W	10W
Umgeb. Temp.	-20°C-60°C	-20°C-60°C	-20°C-60°C	-20°C-60°C	-20°C-60°C	-20°C-60°C
CCT (K)	3500/5500	3500/5500	3500/5500	3500/5500	3500/5500	3500/5500
Umgeb. Feucht.	0%-95%	0%-95%	0%-95%	0%-95%	0%-95%	0%-95%
Sicherheitsklasse	I	I	I	I	I	I
Sicherheitstyp	IP20	IP20	IP20	IP20	IP20	IP20
Material	Aluminium	Aluminium	Aluminium	Aluminium	Aluminium	Aluminium
Driver	Inkl.	Inkl.	Inkl.	Inkl.	Inkl.	Inkl.
Abmessung	600x600	600x600	600x300	1200x600	1200x300	300x300